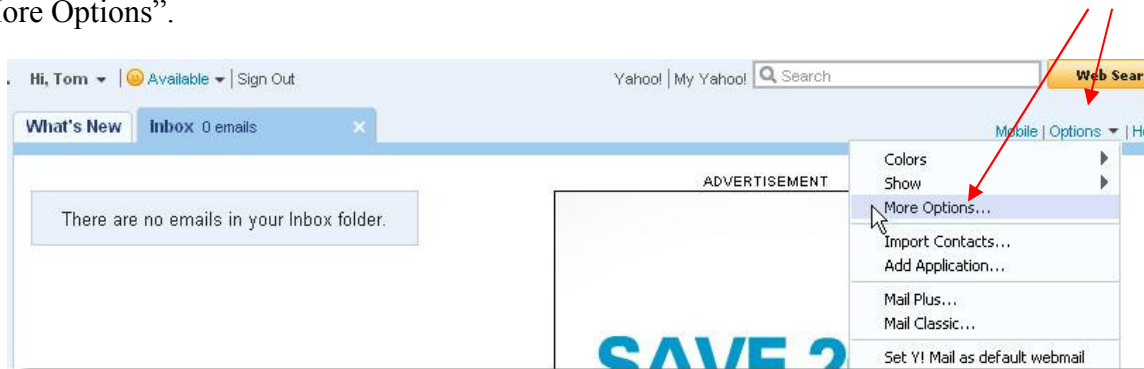


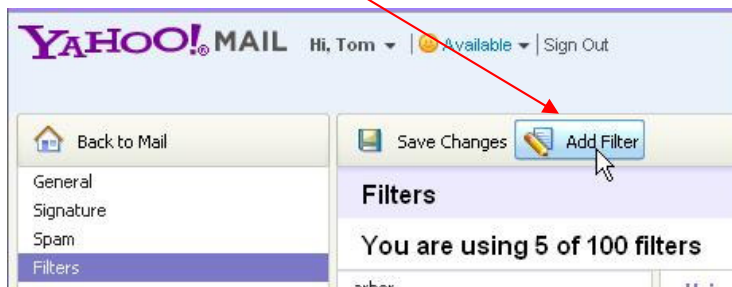
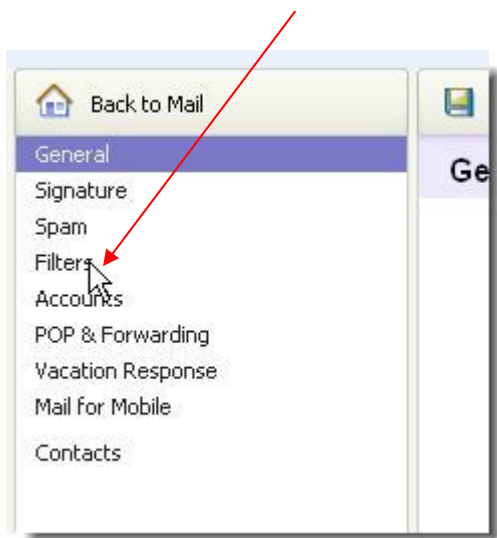
Creating an Email Filter

Email allows or blocks email from targeted senders or particular subjects. NTREIS uses the email address of monitor@marketlinx.com to actually send the emails to prospects on your behalf. Typically, over 10,000 emails are sent from NTREIS daily, making a NTREIS a target for email blocking. Setting an "allowed" filter will help your email receive NTREIS emails. This tutorial is for yahoo.com mail, but is almost identical in sbcglobal.net, att.net and many other mail programs.

1. Once logged in to your email program, select "Options" in the upper right, and then under Options, select "More Options".



2. Next, select "Filters" from the left menu and then "Add Filter"



3. Make a new filter by naming, selecting Sender, contains, Marketlinx.com. So, anytime a message comes from monitor@marketlinx.com, the filter will move it to the Inbox. Don't forget to "Save Changes"

